

How to Become an Affiliate with Basic Skills

Could you or your business use a little extra cash?


Become an affiliate with Basic Skills and receive a 50% commission on ALL of our ebook products purchased through ClickBank.

Check out our unique products and curriculum options offered for instant download. Today, when the trend seems to be "get more" and "pay less," people are excited to try our new eBook options.

Follow the simple steps below to set up an account with ClickBank, and start earning some extra income.

Go to Clickbank.com

Click the text that says "Sign Up" under the Affiliates portion of the homepage.




Live Outside the Box.
Our clients have earned over 1 billion dollars. It's your turn.

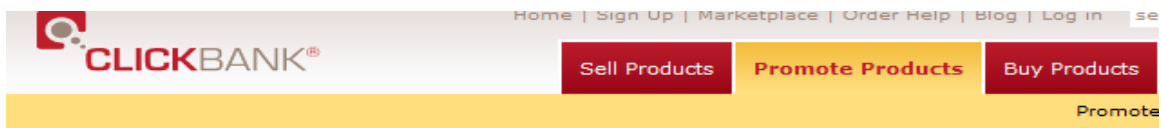
Affiliates
Find tens of thousands of digital products to promote online. Get your ambition rewarded. [Sign Up.](#)

Vendors
Attract customers and accept payment for your digital products online. Get your imagination rewarded. [Sign Up.](#)

[Learn More](#) [Learn More](#)



Fill out the **ClickBank Signup Form.**



ClickBank Signup Form

Use your mouse, or *tab* and *shift* tab to move from blank to blank.

*** Required**

Where shall we send your checks?

Country: *

Payee Name: *

Street / PO Box: *

Suite or Apt #:

City: *

State / Province:

Zip / Post Code: *

Check the box at the bottom that says **I have read and agree to the terms and conditions**
Then click Submit



I have read and agree to the terms and conditions.

Submit



You will see the screen below; it will take about 2 minutes for your email to arrive in your inbox

Signup Not Yet Complete

A signup completion link and 8 digit "confirmation code" have been emailed to you.

Please check your email and **click the link** to complete the process.

NOTE: If you do not receive our email within five minutes, it is because either your email program or your email provider has filtered it out as possible spam. You should take steps now to correct that problem.

Follow the directions in your email

Your email address was recently entered into an online form. If this does not sound familiar to you, simply delete this message.

Your confirmation code is: KX

Please copy or write down the confirmation code and click on the following link to complete your account signup:

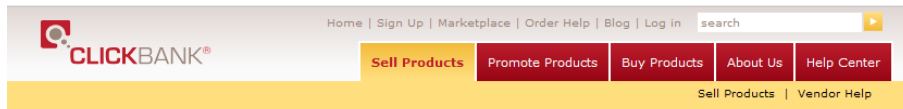
<http://www.clickbank.com/accountSignup.htm?step=3&t1=1BFE9230CF65555323B>

PRIVILEGED AND CONFIDENTIAL

This transmission may contain privileged, proprietary or confidential information. If you are not the intended recipient, you are instructed not to review this transmission. If you are not the intended recipient, please notify the sender that you received this message and delete this transmission from your system.



Enter the information below



Enter Your Confirmation Code

Enter or paste the eight digit confirmation code from the email into the box below. Then enter the text shown in the image and click finish.

Confirmation Code from your email:*

Please enter the text from the image below:*

Finish



This image is unreadable

Click **Finish**

Home | Sign Up | Marketplace | Order Help | Blog | Log in | search

CLICKBANK®

Sell Products Promote Products Buy Products About Us Help Center

Sell Products | Vendor Help

ClickBank Signup Complete

Congratulations, your new account has been created.

Please memorize the information below, or print this page.

Account nickname: Your nickname and password will appear here
Account password:

Keep in mind that anyone who knows your password can access and make changes to your account. We strongly advise that you do not share your password with anyone. Click [here](#) to continue.

Communication Emails
We have a subscriber-based email newsletter that allows you to choose what communications you receive. Example communications include our help center newsletter. Click [here](#) to subscribe.

Would you like us to email you when we have new French, German, or Spanish content inside your account? Click [here](#) to give us your email address. We will only send you information about new foreign language capabilities.

Important Notice to Clients: Client account information behind the login and live client support is only available in English at this time. If you need support in Spanish, German, or French, please visit our [Help Center](#).

Enter your account information as seen below

Home | Sign Up | Market

CLICKBANK®

Sell Products

Log In

When you log in you agree to the terms stated in the [ClickBank Client Contract](#).

* Required

Nickname (Username):*

Password:*

[Forgot your password?](#)

Log in Reset

Congratulations you are now set up with a ClickBank account!!!
The only thing left to do is to find Basic Skills and get your affiliate link to be able to send people to us from your site.

Click on Marketplace.

Welcome: kbtrapp | Home | Marketplace | Log In | Log Out

CLICKBANK®

Home Account Settings Reporting Resources Help Center

Account Home:

Welcome to ClickBank!

The sales subtotals below provide a snapshot of your recent sales activity. For more information on pay periods, payment processing and payment distribution read our [Accounting Policy](#). For more detailed transaction reporting, click on the "Reporting" tab above. New to ClickBank? Click [here](#) to get started.

Weekly Sales Snapshot

Week Ending	Gross Sales
2009-11-18 (current week)	\$0.00
2009-11-11	\$0.00
2009-11-04	\$0.00
2009-10-28	\$0.00
2009-10-21	\$0.00

Daily Sales Snapshot

Thu	Nov	12	\$0.00	
Wed	Nov	11	\$0.00	
Tue	Nov	10	\$0.00	
Mon	Nov	09	\$0.00	
Sun	Nov	08	\$0.00	
Sat	Nov	07	\$0.00	
Fri	Nov	06	\$0.00	
Thu	Nov	05	\$0.00	

CLICKBANK® HopAd Builder™

Tabbed Ad Box Builder

- Get Fit in 2009
- Learn a New Language
- Train Your Dog Quickly
- Make Money Shopping
- Take Great Digital Photos

Powerful new way to promote ClickBank products

Fully customizable

Free to use!

Learn More

News

[2009-10-26](#)
New: French, German, and Spanish Content; Vendor TID; Enhanced API; and Expanded Client Analytics

[2009-09-23](#)

The simplest way to find Basic Skills is to type BSAES into the "Find Products:" field and press enter or click on the magnifying glass.



Click the Promote button seen below.

Marketplace Find Products: BSAES

Choose from thousands of great products to promote

Introducing SocialPromote™ Share products you like with your Facebook friends & earn affiliate commissions

Make More Money.
Promote These Products!
Click Here

Results Marketplace Help

<< Hide Displaying results 1-1 out of 1 (pg. 1 of 1) Sponsi

Keywords: BSAES Results per page: 10 **Sup**
75%
www

Narrow Results by: Sort results by:

Product Type | Language | Billing Type Keyword Relevance

Basic Skills Assessment & Educational Services Avg \$/sale
Practice achievement tests, at home assessment tools, and various instructional products designed for home schooling families. **\$4.33**
Avg C

Promote

Stats: Initial \$/sale: \$4.33 | Avg %/sale: 50.0% | Grav: 2.32
Cat: Education : Educational Materials

🇺🇸 \$ Like 95 **Regi:**
Slap
We A
RegC
Avg C

\$10,

Next you will see a page like the one below.

Affiliate Program - HopLink for 'BSAES' Close

ClickBank pays you 40% when you sell BSAES's product. To refer a customer send them to this domain name:

<http://60e9645h12th7q22t2sjdt0fs.hop.clickbank.net/>

Copy the following HopLink HTML code and add it to your web page:

[Click Here!](http://60e9645h12th7q22t2sjdt0fs.hop.clickbank.net/)

WARNING: Due to the possibility of transcription errors, we recommend copying the HopLink from this page instead of typing it manually. To copy the HopLink, click on the text of the HopLink and either right click and select copy or hit Ctrl-C.

This HopLink has been encrypted by HopLink Shield. It represents an encrypted version of the traditional HopLink format of <http://affiliate.vendor.hop.clickbank.net>.

Close Window

Copy the link above (by either clicking on the right side and dragging to the left, right click on the text and choose copy, or double click on the text and press Ctrl+C) and either paste into the html of your web page, or use this as a "hyperlink" in a blog post or email by selecting your text, then adding a link and pasting this into the field.

If you have any difficulty with the above steps, please don't hesitate to email us at info@basicskills.net or call our office at 503-650-5282 for help. We look forward to working with you in the future!

Katie Trapp
Manager of Marketing and Advertising